








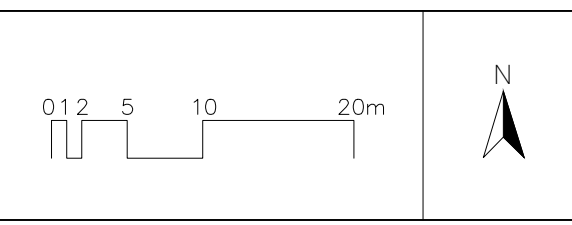


- Legend:
-  Entrance
 -  Total Area
 -  Greening
 -  Gravel
 -  Pump Track
 -  Connections and platforms
 -  Drainage hole
 -  Safety line
 -  Curved Double Wallride 180°

Specification:

Total Area:	1839 m ²
Pump Track asphalt area:	739 m ²
Pump Track asphalt surface: <small>(including 10% increase for heights)</small>	813 m ²
Greening area:	1100 m ²
Greening surface: <small>(including 10% increase for heights)</small>	1210 m ²
Main Pump Track length:	180 m
Jump line length:	37 m
Safety line length:	109 m
Drainage holes:	10 pieces



Seinäjoki, Finland Pump Track	Project Manager:	Track Design:	Tech. Drawer:	Client:	Project number:
				Seinäjoki	

Topography	
14.12.2024	Scale: 1:500 / A3